


Handwritten guitar chord diagrams for various A and G chords. The diagrams are arranged in two columns, with labels to the right of each diagram. The chords shown include:


- A (open)
- A^b
- A⁷
- A⁶
- A^{7maj}
- A^m
- A^{m7}
- A^{m6}
- A^{add4}
- A^{sus4}
- A^m^{add2}
- A⁵⁺
- A^{sus4}
- G
- G⁷
- G^b
- G^{7maj}
- G^m
- G^{add9}
- G^m
- G^{add2}
- G^{sus4}
- G^m^{add2}
- G^{add2}
- G⁵⁺

Each diagram shows the fretboard with dots indicating finger positions. Some diagrams include circled numbers (1, 2, 3, 4) indicating fingerings. One diagram for A⁷ has an asterisk on the 4th string, 4th fret. A diagram for A⁷ has a slash through it, indicating it is not recommended or a specific variation.

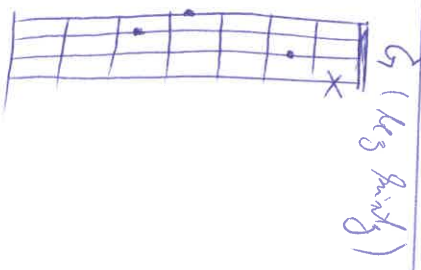



$$A^{\flat \dim} = \overset{\#}{C}^{\dim} = D^{\dim} = H^{\dim} = F^{\dim}$$




$$B^{\flat \dim} = E^{\dim} = \overset{\#}{C}^{\dim} = G^{\dim}$$



$$A^{\dim} = B^{\flat \dim} = C^{\dim} = F^{\sharp \dim}$$



(wur / gontade)
[Klammern / G]



(gek les
Pul)